



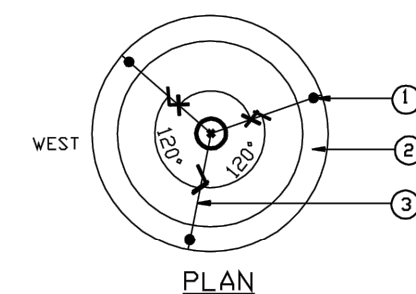


LEGEND OF PROPOSED CONDITIONS

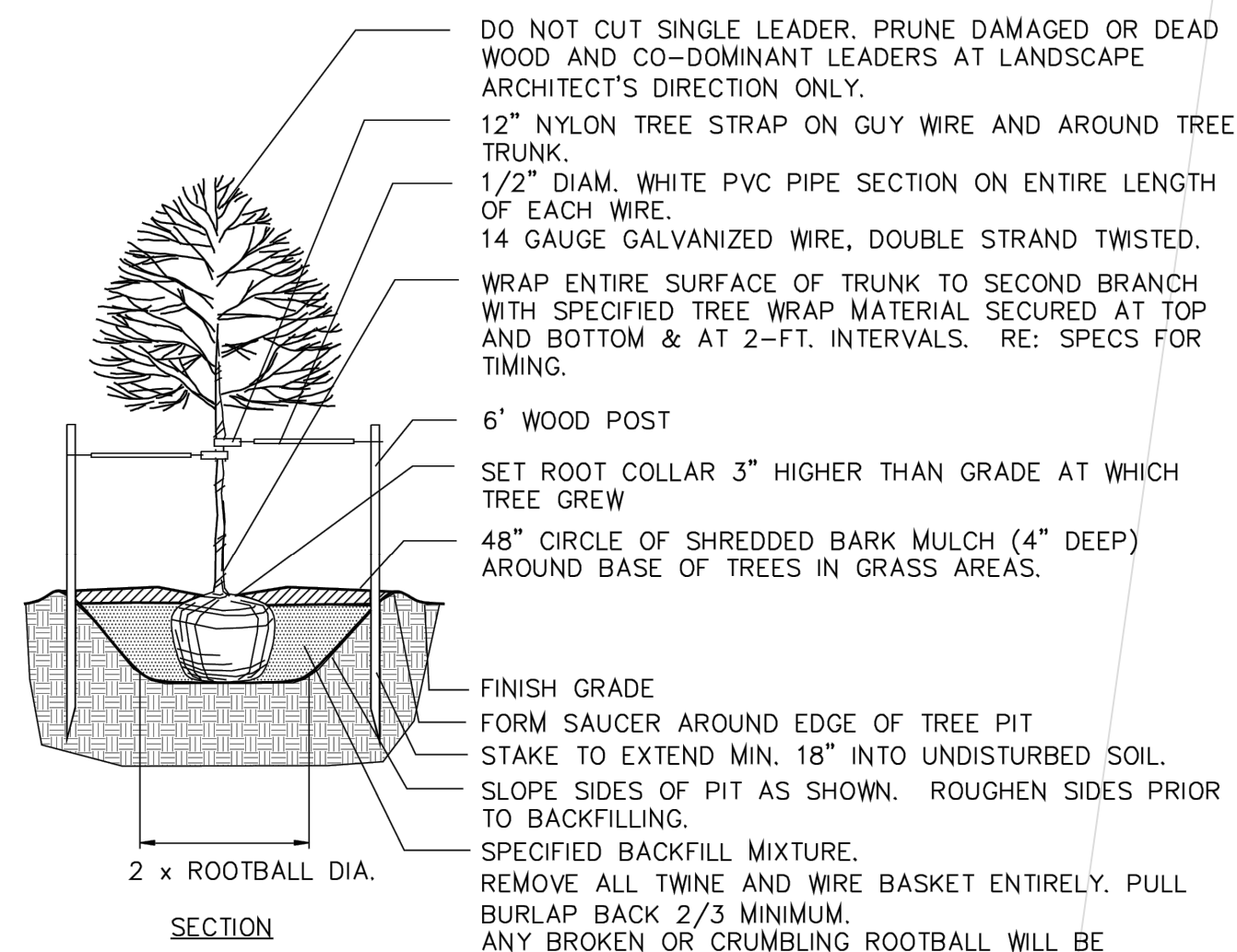
-  HEAVY DUTY PAVEMENT SECTION
-  LIGHT DUTY PAVEMENT SECTION
-  CONCRETE SIDEWALK
-  DISTURBED AREA

- DISTURBED AREAS TO BE RESEEDED WITH DRYLAND GRASS MIX:**
- ORCHARD GRASS 10%
 - ANNUAL RYEGRASS, GUL 10%
 - WHEATGRASS, CRESTED HYCREST 20%
 - WHEATGRASS, WESTERN ARRIBA 10%
 - WHEATGRASS, PUBESCENT LUNA 15%
 - BROME, SMOOTH VNS 15%
 - CANADIAN BLUEGRASS 10%
 - SHEEP FESCUE 10%

- TREES:**
- SKYLINE HONEYLOCUST (GLEDITSIA TRIACANTHOS INEMRMS) 2" CAL



- 1 TREE STAKE, 3 PER TREE. SPACED EQUALLY, MATERIAL PER SPECIFICATIONS. ALIGN AS SHOWN.
- 2 EARTH SAUCER
- 3 14 GAUGE GALVANIZED GUY WIRE (DOUBLE STRAND), ADJUST TENSION BY TWISTING WIRES TO PROPER TENSION.



2 DECIDUOUS TREE PLANTING
 NTS

